

OUR INTENT

Building the Kingdom

At St Anselm's we want to give a practical expression to our Gospel Values and British Values. One way is to focus on making the world a better place for all of God's children. This motto has helped us to in our response to Pope Francis' "Laudato Si", and "Fratelli Tutti". This is a wonderful opportunity for the children to engage in Catholic Social Teaching and the teachings of the Church in a practical way.



How can we make this world a better place for all God's children?

BUILDING THE KINGDOM



Pope Francis Action Team

BUILDING THE KINGDOM



Bag Project

BUILDING THE KINGDOM



Competition was launched for the best bags!

Parents & Carers were asked to support the project.

The Pope Francis Action Team created an Assembly Presentation to introduce the project.

An app was designed to calculate the number of uses.

Whole School Assembly

Building the Kingdom

This is to certify that on Tuesday 29th October 2019 that:

.....

Took part in the Building the Kingdom Project in response to Pope Francis's 'Laudato Si' a call to save our planet.

Signed:

.....

Let's make this world a better place for all of God's children.

BUILDING THE KINGDOM



Promoting our Campaign

BUILDING THE KINGDOM

The screenshot shows a website interface with a blue header and a light blue background. On the left, there is a vertical navigation menu with yellow buttons for 'Home', 'School Information', 'Curriculum', 'Children', 'Parents', 'Governors', and 'Our Community'. The main content area is titled 'Building the Kingdom' and includes a breadcrumb trail 'Home > Children > Building the Kingdom'. Below the title, there is a sub-heading 'Building the Kingdom' followed by a paragraph of text. Further down, there is a section titled '“Reduce Plastics, Save the Planet”' with three links: 'Building the Kingdom Project', 'Gallery', and 'Have you used your bag this week? Do this on Fridays only.' The bottom of the page shows a Windows taskbar with various application icons.

Home

School Information

Curriculum

Children

Parents

Governors

Our Community

Building the Kingdom

Home > Children > Building the Kingdom

Building the Kingdom

At St Anselm's we want to give a practical expression to our Gospel Values and British Values. One way is to focus on making the world a better place for all of God's children. As part of our response to Pope Francis' "Laudato Si", we are introducing the "Caritas in Action" and "Building the Kingdom" Catholic Initiatives. This is a wonderful opportunity for the children to engage in Catholic Social Teaching and the teachings of the Church in a practical way.

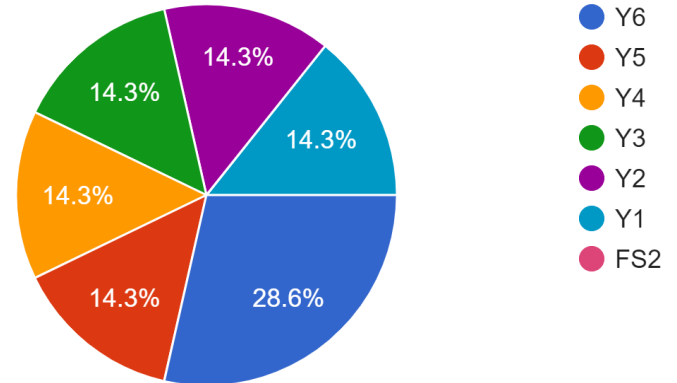
“Reduce Plastics, Save the Planet”

- Building the Kingdom Project
- Gallery
- Have you used your bag this week?
Do this on Fridays only.



Parents, Carers & Wider Community

BUILDING THE KINGDOM



Record of Canvas Bags

Bag Project

Class

- Y6
- Y5
- Y4
- Y3
- Y2
- Y1
- FS2

Number of children who used their bags this week?

Your answer _____

BUILDING THE KINGDOM



Celebration Assembly

BUILDING THE KINGDOM



Celebration Assembly

BUILDING THE KINGDOM



Celebration Assembly


BUILDING THE KINGDOM

The Daniel Twomey Award

How can I make this world a better place for all of God's children?

Daniel Twomey was a parishioner of St Anselm's Catholic Church in Southall. He was a faithful servant of God and when he died, he wished that the children of St Anselm's benefited from his legacy. It was decided that the best way to use his legacy was to award one child each year with the Daniel Twomey Award. This award will be given to one pupil each year in July. The award will be given for outstanding behaviour, which reflects the faith that Daniel shared. Children will need to demonstrate how they have made this world a better place for all of God's children. The winner will be have their name recorded on a special plaque and a gift voucher will given to the child.

Staff & Governors

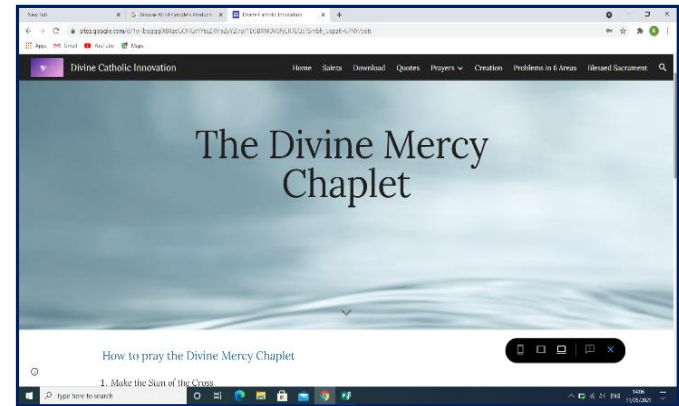


Daniel Twomey Nomination Award
 "Making this world a better place for all of God's children" ✠

Candidate Name _____
 Place _____ Year Group _____

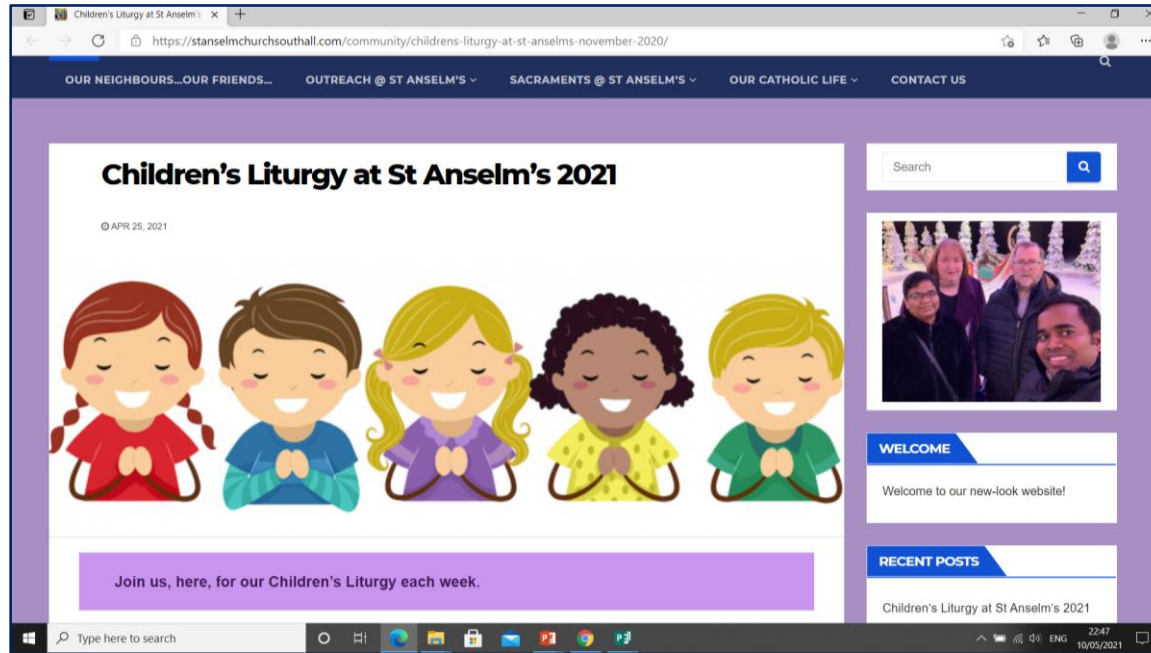
How as their work made a difference?
 One Candidate From Yrs 1-3 One Candidate Yrs 4-6
 Environment From Leaders St/ Neighbourhood From Faithful Tutors

BUILDING THE KINGDOM



Yr 6 Pupils Saints Website~ Creation Video

BUILDING THE KINGDOM



<https://stanselmchurchsouthall.com/community/childrens-liturgy-at-st-anselms-november-2020/>

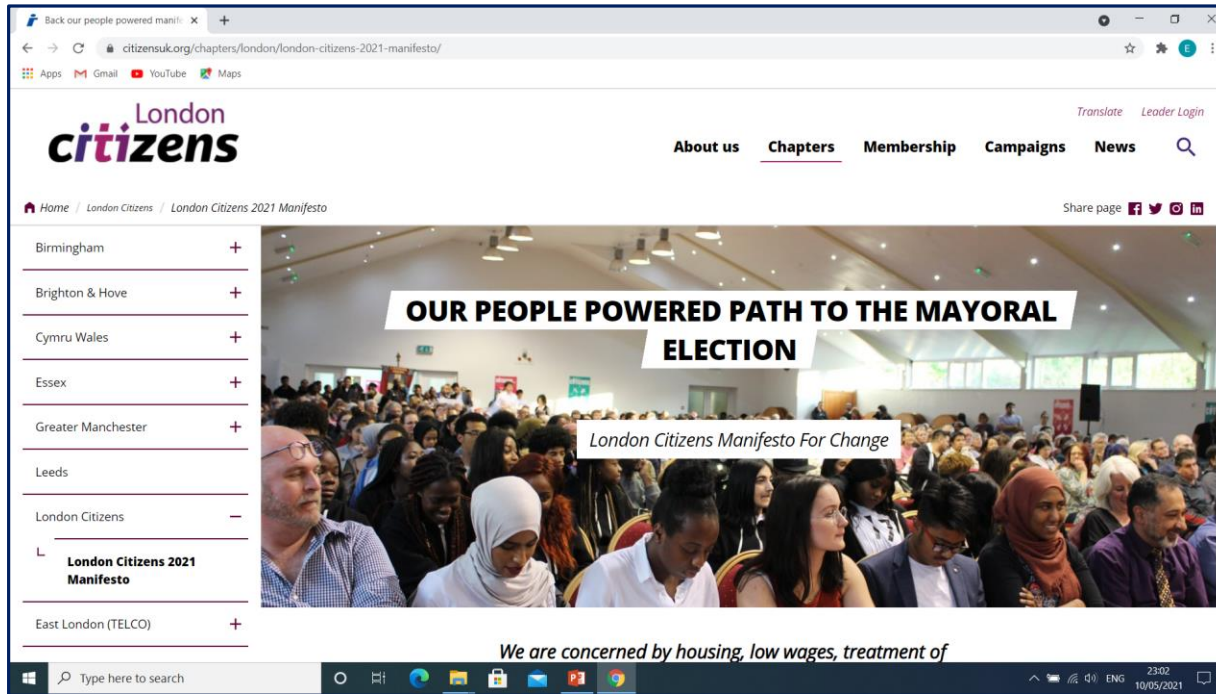
Children's Liturgy

BUILDING THE KINGDOM



Praying across the Borders

BUILDING THE KINGDOM



1. Make London a Living Wage City with a target of 1 million Londoners employed by a Living Wage Employer by 2024.
2. Make the Greater London Authority a Living Hours employer.
3. Create 60,000 good green jobs and apprenticeships.
4. Upgrade 100,000 homes to end fuel poverty by 2030.

London Citizens~ Petition/Letters

BUILDING THE KINGDOM

FOLLOW ME
PILGRIMAGE TO THE HOLY LAND

School Virtual Pilgrimage

Welcome to the Ealing Deanery Schools Virtual Pilgrimage. The pilgrimage is focused on the Holy Land where Jesus lived, died, and rose again. In order to take part, we will link your local sites to those of the Holy Land, e.g. a visit to a church will represent a visit to Jerusalem. All you have to do is walk to each of the sites, read the associated scripture and prayer and log the date. There is a passage of scripture to read for each site and a short prayer. We ask that for each place visited that you make a donation by placing a coin in a box so that we can send this to the Catholic Children's society. The schools will then count up the number of visits made to the virtual sites associated with the life of Jesus. Try to visit as many of the ten places as you can. You can only visit one site per day. You must remember to click submit each day. The submit button can be found by scrolling to the end of the page. Please keep to Lockdown Regulations while they are in place. You can still visit places if they are part of your daily exercise such as the park.



Visit a local Church. This represents the Holy City of Jerusalem. Don't forget to click submit at the end of the page.

A Reading from the book of Revelation

Then I saw "a new heaven and a new earth" for the first heaven and the first earth had passed away, and there was no longer any sea. I saw the holy city, the new Jerusalem, coming down out of heaven from God, prepared as a bride beautifully dressed for her husband. And I heard a loud voice from the throne saying, "Look! God's dwelling place is now among the people, and he will dwell with them. They will be his people, and God himself will be with them and be their God. He will wipe every tear from their eyes. There will be no more death or mourning or crying or pain, for the old order of things has passed away."

Prayer

Father, by your Son's life, death and resurrection you make all things new. Help us to live as children of the resurrection and may we help to build your Kingdom on earth. Amen.

Date: dd—yyyy



Deanery Pilgrimage- 'Every Place is Sacred'

'Follow Me' - Virtual Pilgrimage

Many thanks to Deacon Tito who has sent us a link to a 'Virtual Pilgrimage' which can be accessed by clicking [here](#). As stated on the website:

The pilgrimage is focused on the Holy Land where Jesus lived, died, and rose again. In order to take part, we will link your local sites to those of the Holy Land (ie: a visit to a church will represent a visit to Jerusalem). All you have to do is walk to each of the sites, read the associated scripture and prayer and log the date. There is a passage of scripture to read for each site and a short prayer to say. We ask that for each place visited that you make a donation by placing a coin in a box so that we can send this to the Catholic Children's Society. At the end of Lent, we will then count up the total number of visits made to the virtual sites associated with the life of Jesus.'


If you would like any further information concerning 'Follow Me', please contact your advisor who will be happy to help you.

BUILDING THE KINGDOM



Brentford Football Club- 'Say No to Racism'

BUILDING THE KINGDOM



Pupil Nominations/ Catholic Values

BUILDING THE KINGDOM



Children In Need

BUILDING THE KINGDOM



Hope for Southall

BUILDING THE KINGDOM



Brain Tumour Research- Easter Hat Parade

BUILDING THE KINGDOM



iHEART Programme

'No one can take your well being away from you.'

BUILDING THE KINGDOM



Laudato Si



BUILDING THE KINGDOM



BUILDING THE KINGDOM

0208 5745935 uk@arocha.org

A ROCHA
Caring for God's Earth

Eco Church Wild Christian Partners in Action Donate

Home About Us Our Activities Events News Get Involved Contact Us

A Rocha UK is pleased to offer our new education resources, for primary and secondary school aged children (3-14 years).

Document Resource 1: The ARUK guide to similar species

Moths and Butterflies



Moths are usually *smaller* than butterflies.
Moths often have *fluffy antennae*, but butterflies do not.

Introduction to so many types and so different

Title	Education Plan 2. So many types and so different.
Subject	Science, RE (supporting material and ideas at end to supplement), literacy.
Overview & age	Living and non-living things. Suggested age range 6 - 7 year olds
Time	3 hours, full morning or afternoon.
Location(s)	A mixture of in and outdoor activities, need an area with long grass.
Learning Objectives	<ul style="list-style-type: none"> To compare differences between living, dead and non-living things. To identify and name some plants and animals in grassland habitats. To appreciate the awe and wonder of nature: so many types and such a variety of species or biodiversity. To use scientific enquiry. To develop a deeper understanding of the Creation story.
Resources in order of usage	<ul style="list-style-type: none"> Document Resource 1: The ARUK guide to similar species Document Resource 2: MRS NERG 10-12 Egg boxes, coloured in, or Document Resource 3: Colour pallet (same as from EP 1) An animal skeleton (or part of) set up in the grass for the mystery section 2b Sweep nets, specimen jars, field study guides. Card A6 size, pencils, clipboards, disposable cameras. Plant and flower guides. Document Resource 4: Botanical Art by Merrill Plowman The Creation: Pop-up Book by Brian Wildsmith. Document Resource 5: Bird matching cards.

Please email any feedback and suggestions to improve and develop our education resources to uk@arocha.org. Thank you for helping us with future planning.

With thanks to former/current A Rocha UK staff, teachers and partners have worked closely with us:

Andy Lester, Hannah Pearson, David Melville, Rebecca Paynter, Andy Jowitt, Fiona Wilkinson, Amy Lewis, Kalleen Khongsai, Mark Prina, David Chandler, Anne Scott, Regina Ebner and Lydia Reese.

Lucy Hartmann, Lead Teacher Wolf fields Primary School

Eileen Dhak, Lead Teacher, St Anselm's Catholic Primary School

Punam Ranji, Lead Teacher, Guru Nanak Sikh Academy

Dragana Knezevic, Jennifer Hedges, Minet Country Park

Enter your search



A Rocha UK
80 Windmill Road, Brentford, TW8 0QH, UK
t: 020 8574 5935
e: uk@arocha.org

Follow Us
[Twitter](#) [Facebook](#) [Instagram](#) [YouTube](#)

© Copyright 2021 A Rocha UK. All rights reserved.

A ROCHA UK

<https://arocha.org.uk/education-plans/>



BUILDING THE KINGDOM



An Interview with
Eileen Dhak

Laudato Si Week~ St. Anselm's Church